

*I WANT  
**GOLD***

*I WANT  
**SILVER***

*I WANT  
**DEBT***

*I WANT  
**EQUITY***

asset  
**360  
ONE**



For people who want more with low volatility


**360 ONE MULTI ASSET ALLOCATION FUND**

**NFO Period: 30<sup>th</sup> July to 13<sup>th</sup> August 2025**



# **We live in a VUCA world!**

**Are you ready for the new reality?**



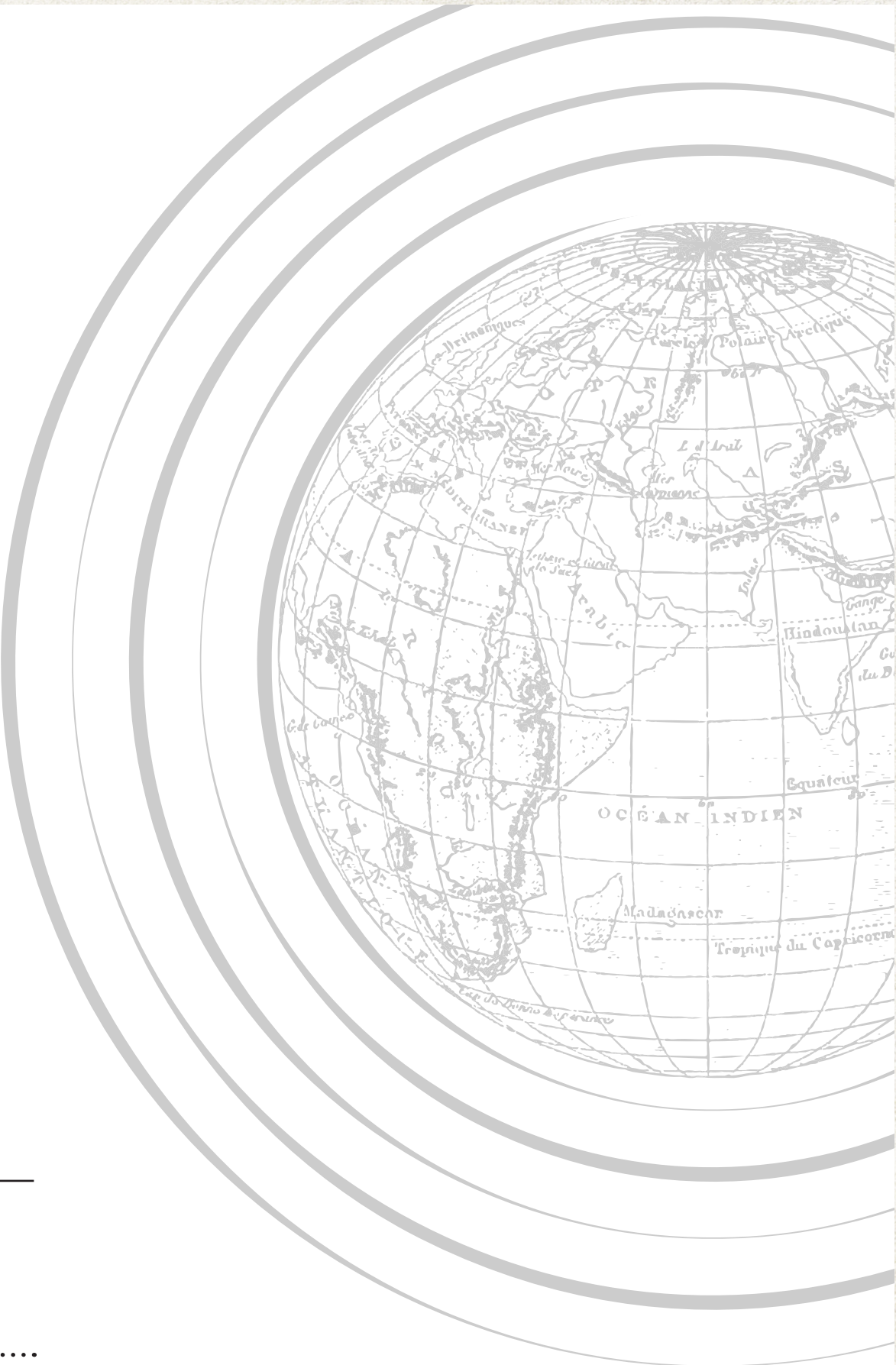


# VUCA world – A Global Perspective!

VUCA = Volatility, Uncertainty, Complexity and Ambiguity

The world we knew is no longer the same. Markets are now shaped by forces beyond traditional economic cycles.

VUCA Factor	Real-World Example	Market Impact
Volatility	Wars, policy shifts, oil shocks	Sharp movements
Uncertainty	Fed actions, elections	Nervous sentiment
Complexity	Interlinked global economies	Contagion effects
Ambiguity	Inflation easing, markets falling	Confused decisions






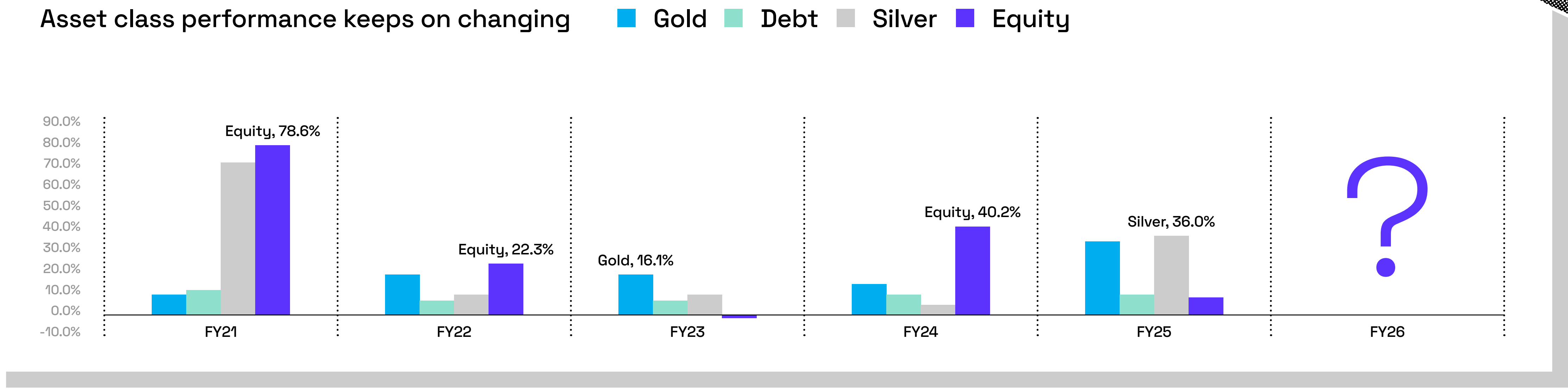
# Investments in VUCA era: Difficult to Predict Winners

No Single Winner. Timing Is Tough.

Past winners rarely repeat, making it difficult to predict which asset class will perform next.



Asset class performance keeps on changing      ■ Gold   ■ Debt   ■ Silver   ■ Equity




Source: Bloomberg and 360 ONE AMC Research Data as on 31<sup>st</sup> March 2025

Equity is represented by BSE 500 TRI, Debt by Nifty Composite Debt IndexSilver. Return, Gold by MCX Spot Gold prices in Session 2 and Silver by MCX spot silver prices session 2. The data/statistics are given only to explain how different asset classes have delivered varying returns. **Past performance may or may not be sustained in future.**




# Guide to Navigating Investments in the VUCA era

Differentiated Multi Asset Allocation helps Navigate the VUCA World!




**Volatility**

Higher allocation to less volatile asset classes: Debt and Gold




**Uncertainty**

Strategic allocation to Equity & Silver to capture growth spurts



**Complexity**

Diversification helps to spread risk



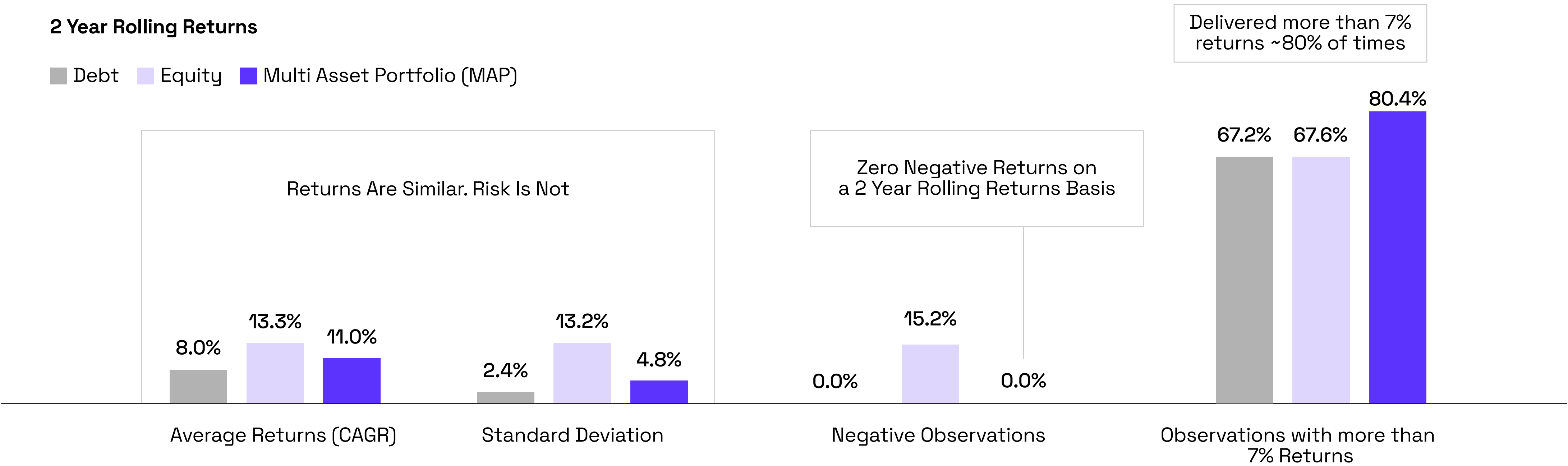

**Ambiguity**

Combat ambiguity through patience. Stay invested



# Reasonable Returns with Relatively Low Risk

Investing in a Multi Asset Portfolio with Higher Allocation to Debt and Gold / Silver


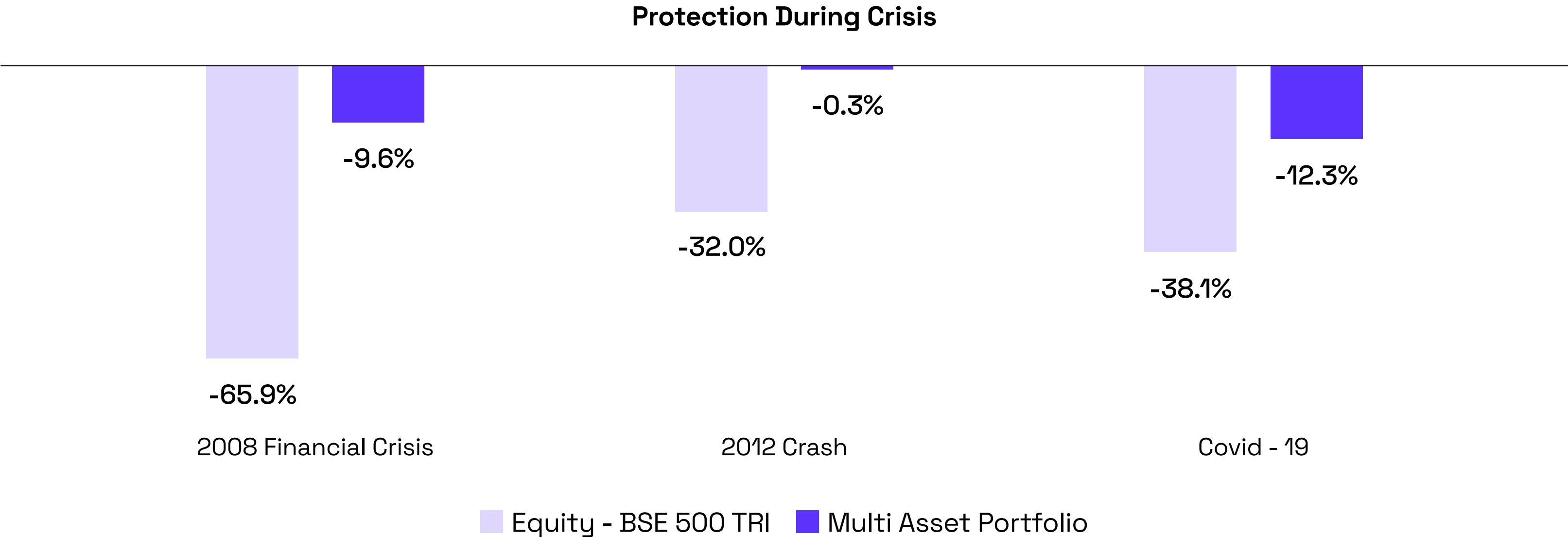


Source: Bloomberg, MCX for Gold and Silver Prices, and 360 ONE AMC Research Data from 31st December 2008 till 30th June 2025 / Equity represented by BSE 200 TRI; Debt by Nifty Composite Debt Index and Multi Asset Portfolio is created using 25% of BSE 500 TRI, 45% of Nifty Composite Debt Index and 30% of Gold and Silver prices.  
The data/statistics are given to explain general market trends and it should not be construed as any research report/research recommendation. Past performance may or may not be sustained in future.



# Falls Relatively Lesser During Crisis and Uncertainties

Historically, Multi Asset Portfolio has Fallen Less than the Broader Markets during Difficult Times



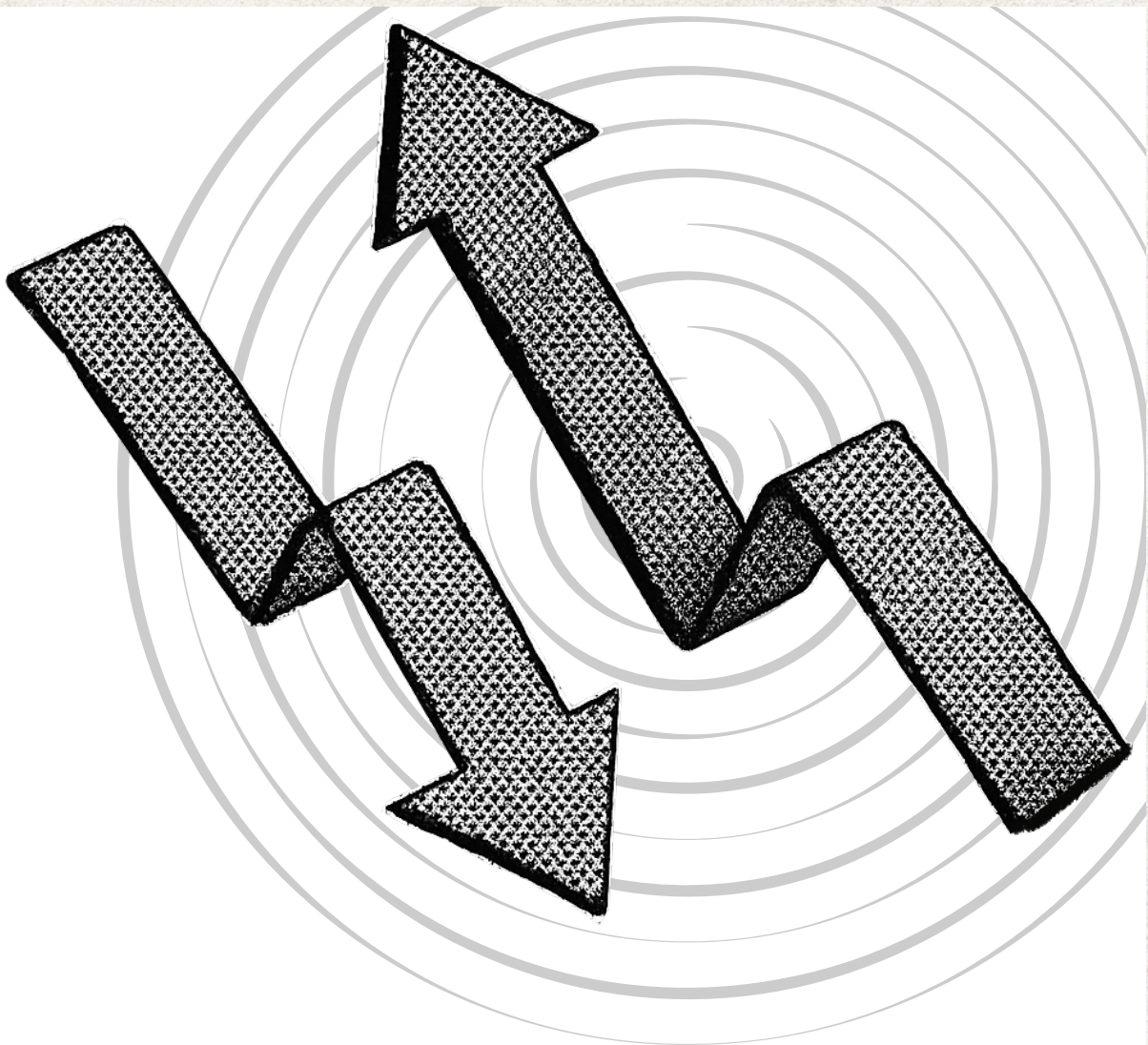
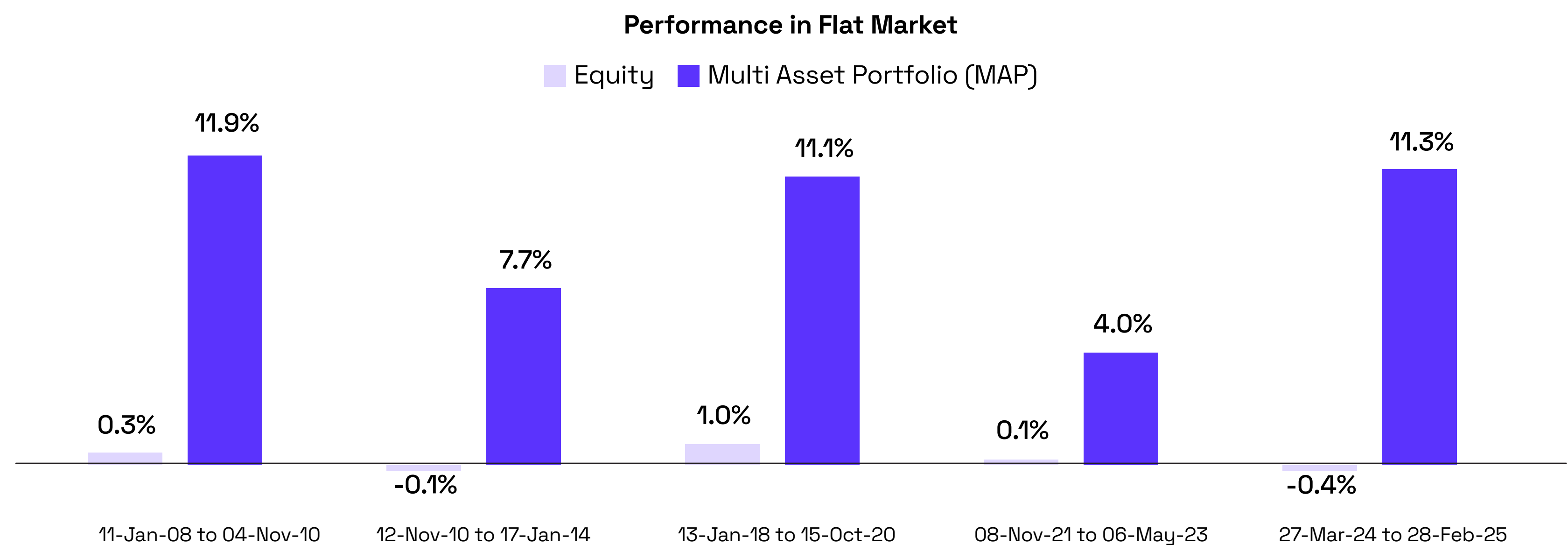
Multi-asset mix reduces portfolio volatility, creating a balanced risk-reward profile ideal for uncertain times.

Source: Bloomberg, MCX for Gold and Silver Prices, and 360 ONE AMC Research Data as on 31st March 2025 / Multi Asset Portfolio is created using 25% of BSE 500 TRI, 45% of Nifty Composite Debt Index and 30% of Gold and Silver prices. The data/statistics are given to explain general market trends and it should not be construed as any research report/research recommendation. Past performance may or may not be sustained in future.



# Performance during Flat Markets

Historically, during flat equity markets, the multi-asset portfolio generates returns



Over multiple periods when equity markets were flat or negative, Multi Asset Portfolio delivered stable, positive returns — providing resilience through market cycles.

*Source: Bloomberg, MCX for Gold and Silver Prices, and 360 ONE AMC Research | Equity represented by BSE 200 TRI; Multi Asset Portfolio is created using 25% of BSE 500 TRI, 45% of Nifty Composite Debt Index and 30% of Gold and Silver prices. Returns shown are in Compounded Annualized Growth Returns (CAGR) for periods more than 1 year and in absolute terms for less than 1 year period. The data/statistics are given to explain general market trends and it should not be construed as any research report/research recommendation. Past performance may or may not be sustained in future.*



# To Sum It Up

## Consider Multi Asset Allocation Fund if you want the Following Benefits



1

### True to Label Multi Asset Fund

- Invests across equity, debt, gold, and silver — fully aligned with the multi-asset mandate

2

### Aims for Reasonable Returns with Lower Volatility

- Equity for upside
- Debt for relative stability
- Gold for inflation hedge
- Silver and REITs/InvITs for tactical opportunities

3

### Diversification

- Four low correlated assets may help in achieving lower volatility compared to pure equity funds and potentially higher returns compared to pure debt funds

4

### Risk Managed

- Actively shifts with market signals and macro trends





Introducing...

**360 ONE Multi Asset Allocation Fund**



# About the Fund

## Aims for Optimum risk adjusted returns

360 ONE Multi Asset Allocation Fund aims to provide reasonable returns with lower risk by investing in multiple asset classes.

Equity (Aims to provide long term growth)

15% to 35%



Debt (Aims to provide relative stability)

25% to 50%



Gold / Silver (Aims to provide hedge against global uncertainties)

25% to 40%



REITs/ InVITs  
(Aims to provide exposure to Real Estate)

0% to 10%



Investors are requested to refer Asset Allocation & Investment Strategy mentioned in SID



# Investing in Asset Classes with Low Correlation

Low or negative correlation between assets helps reduce portfolio volatility

Correlation Between Different Asset Classes				
	Debt	Gold	Silver	Equity
Debt	1.00	-0.02	-0.04	0.10
Gold	-	1.00	0.75	-0.07
Silver	-	-	1.00	0.08
Equity	-	-	-	1.00

- Correlation shows how two assets move in relation to each other (range: -1 to +1).
- **Debt has low correlation with all assets** (near 0), making it a good stabilizer.
- **Equity has a low correlation with Gold (-0.07) and Silver (0.08),** making them useful diversifiers.

*Source: Bloomberg, MCX for Gold and Silver Prices, and 360 ONE AMC Research. Equity represented by BSE 500 TRI, Debt by Nifty Composite Debt Index and MCX Spot prices used to denote Gold and Silver prices. Correlation has been calculated from 1st Jan 2007 till 30th June 2025 / The data/statistics are given to explain general market trends and it should not be construed as any research report/research recommendation. **Past performance may or may not be sustained in future and is not a guarantee of any future returns.***



# Why is it a Good Time to Invest Now?

## Market Context

Despite volatility India continues to be one of the fastest growing economies.

To deal with volatile markets, diversify across asset classes.

Lower inflation and fiscal consolidation likely to be favorable for long-term debt exposure.


AAA and AA corporate bond spreads are stable, providing a chance to earn incremental returns over G-Secs without excessive credit risk.

Geopolitical tensions and economic uncertainties are driving safe-haven demand for precious metals.

Silver's commercial appeal in green energy space likely to provide tailwinds.



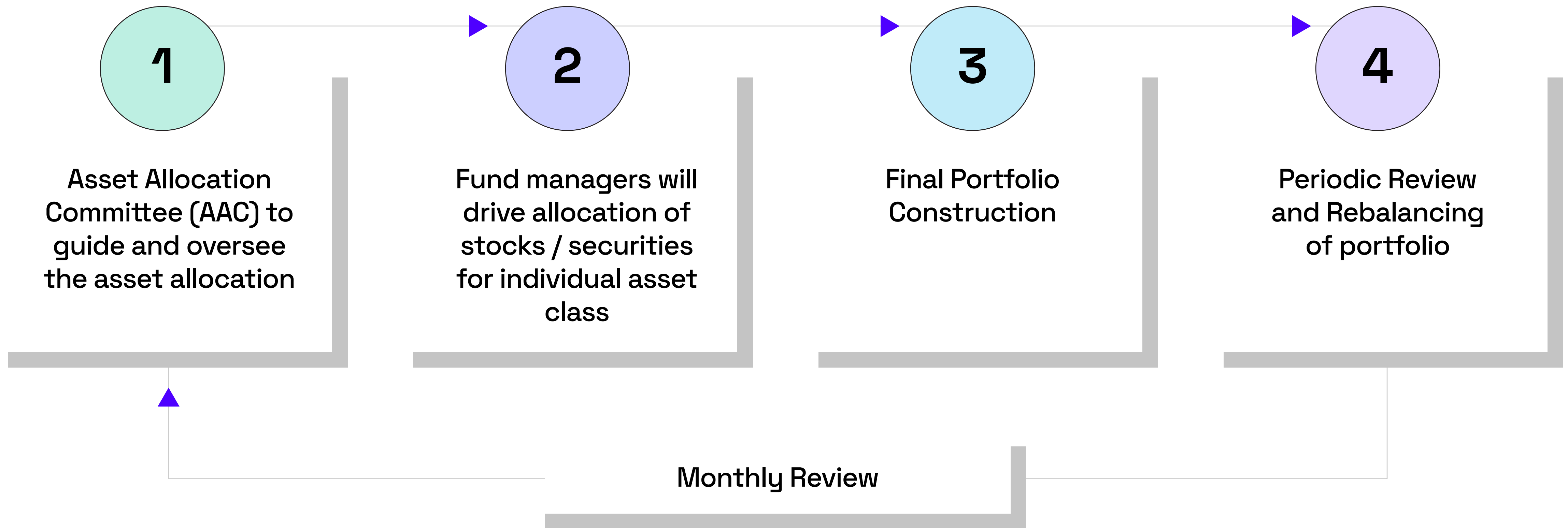
# Investment Framework & Portfolio Construction





# Investment Process

## Seamless Investment Process



Investors are requested to refer Asset Allocation & Investment Strategy mentioned in SID



# Asset Allocation Committee (AAC)

Guides and oversees the asset allocation across the fund

## Why Asset Allocation Committee matters?

- Brings strategic oversight – All asset classes work together under a unified investment vision.
- Enables dynamic allocation – Responds swiftly to market shifts with top-down, data-driven decisions.
- Strengthens governance – Adds discipline, structure, and accountability to the allocation process.

## Members & Invitees

Chairman - CIO | Members - CEO and Fund Manager | Invitee - Macro Economist to give view on macros



# Dynamic Asset Allocation Framework

Managing allocation across multiple asset classes based on prevailing market dynamics

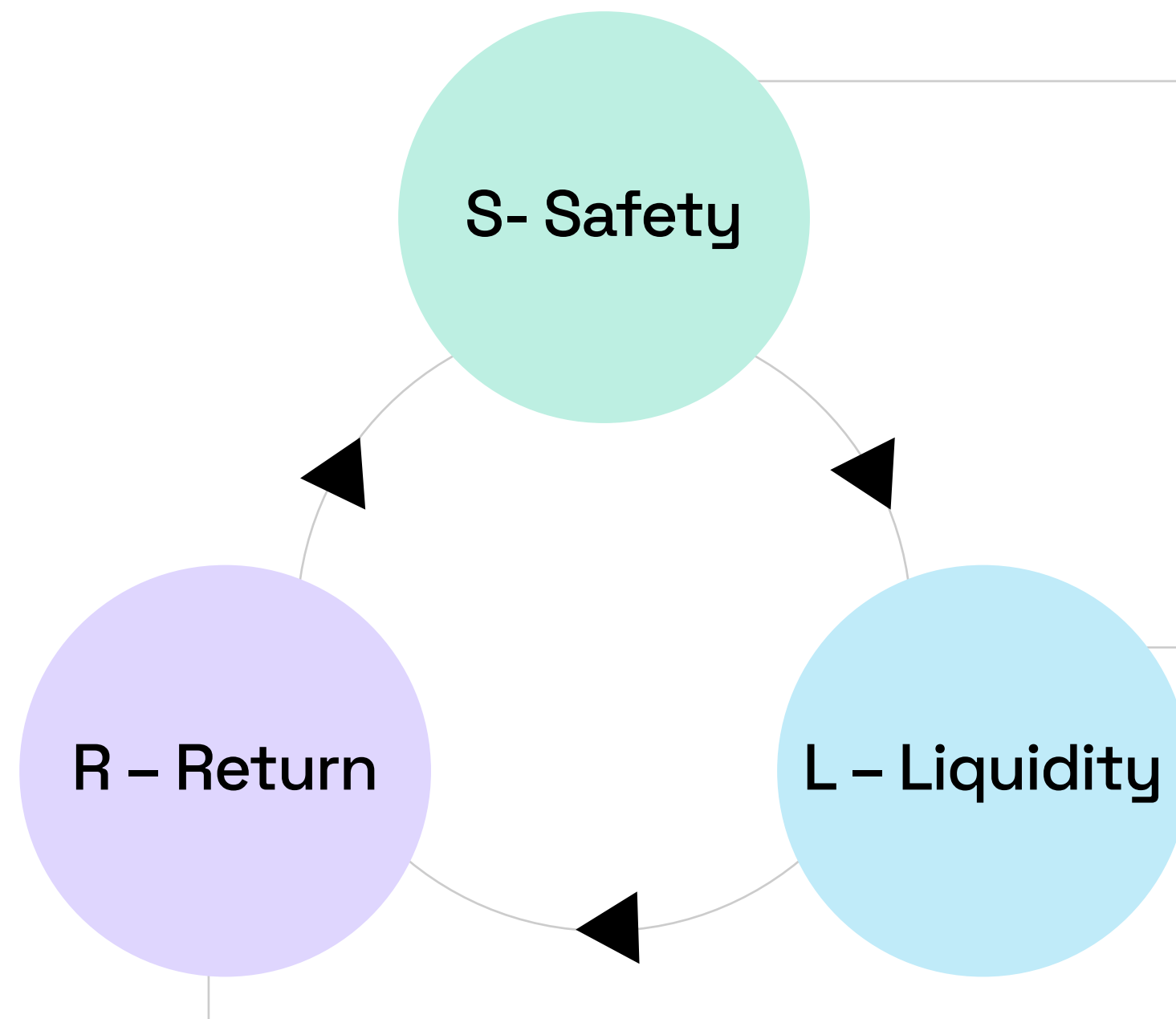

	Parameter	Remarks	Increase Allocation	Decrease Allocation
Equity (15% to 35%)	Valuations	Low Valuations (Lower P/B)	Higher Allocation to Equity	Lower Allocation to Debt
		Higher Valuations (High P/B)	Higher Allocation to Debt	Lower Allocation to Equity
Debt (25% to 50%)	Interest Rate	Falling interest rates likely to create potential for capital gains	Higher Allocation to Debt	Lower Allocation to Equity
	Rising Credit Risk	Avoid lower-rated papers	Allocate selectively to High-Quality Debt	Lower Allocation to Low Credit Papers
Gold / Silver (25% to 40%)	Global Uncertainty / Geo-political Events	Safe haven demand for precious metals	Higher Allocation to Gold/Silver	Lower Allocation to Equities
	Tactical Opportunity in Silver	Seasonal/cyclical demand (EVs, solar, etc.), Arbitrage Opportunities	Higher Allocation to Silver	Lower Allocation to Gold

For more details, kindly refer Asset Allocation & Investment Strategy mentioned in SID. Investors shall note that there is no assurance or guarantee that the investment objective of scheme will be achieved. The above framework is indicative, and the actual allocation is subject to the market conditions and will be within prescribed asset allocation limit. Past performance may or may not be sustained in future and is not a guarantee of any future returns.



# Dynamic Debt Management: Balancing Safety, Liquidity & Returns

## SLR Framework - Quality-Focused | Rate-Sensitive



- Focus on high-quality, well-managed issuers
- Preference for papers rated by reputed credit rating agencies

- Maintain adequate allocation to highly liquid debt instruments to ensure flexibility and redemption support
- Blend of short-duration papers to optimize cash flow management

- Dynamic Duration Management
- Actively manage interest rate risk to capture potential capital appreciation

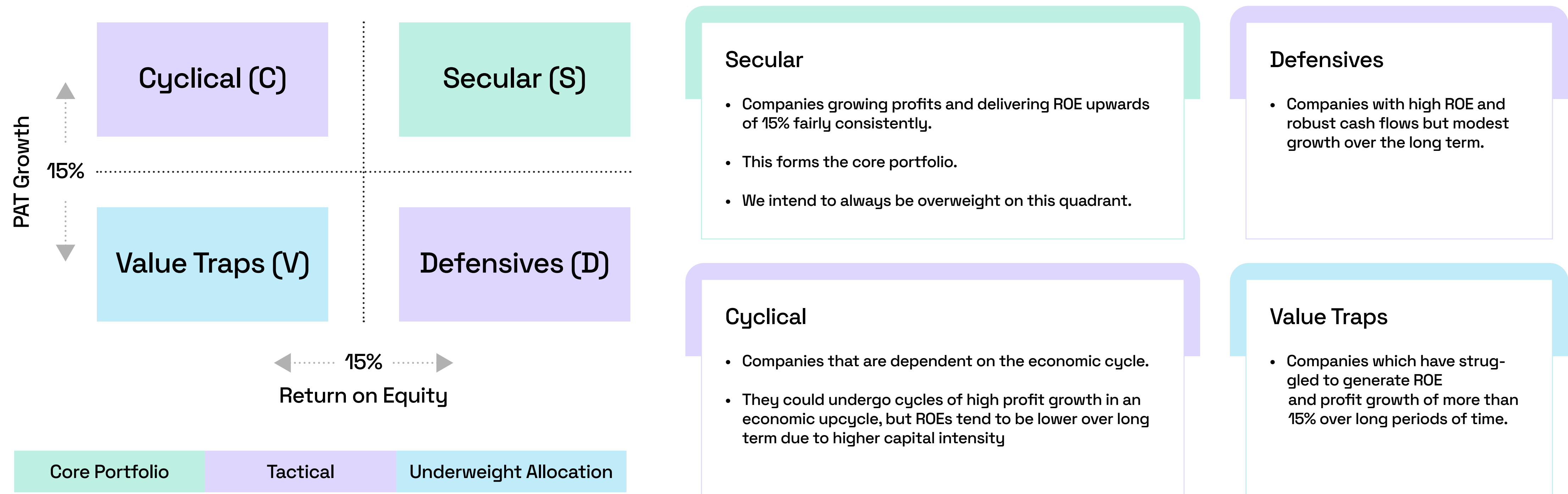
For more details, kindly refer Asset Allocation & Investment Strategy mentioned in SID. Investors shall note that there is no assurance or guarantee that the investment objective of scheme will be achieved. Above is based on our current fund management/investment strategy and same shall be subject to change depending on market condition within the limits mentioned in SID.



# Equity Portion

## No Sector or Market Cap Bias. SCDV Framework.

This framework enables us to have the optimum mix of Quality, Growth and Value ideas




The above is for illustrative purpose only. For more details, kindly refer Asset Allocation & Investment Strategy mentioned in SID. Investors shall note that there is no assurance or guarantee that the investment objective of scheme will be achieved. Above is based on our current fund management/investment strategy and same shall be subject to change depending on market condition within the limits mentioned in SID.



# Commodities Portion

## Strategic Allocation to Gold and Silver



### 1 Long-Term Investment Approach

Commodities fundamentals, demand-supply trends, and macro factors

### 2 Short-Term Investment Strategy

Arbitrage opportunities, price corrections, or event-driven trades in the commodity market

### 3 Investment Instruments

- Exchange Traded Commodity Derivatives (ETCDs)
- Commodity ETFs (gold and silver)

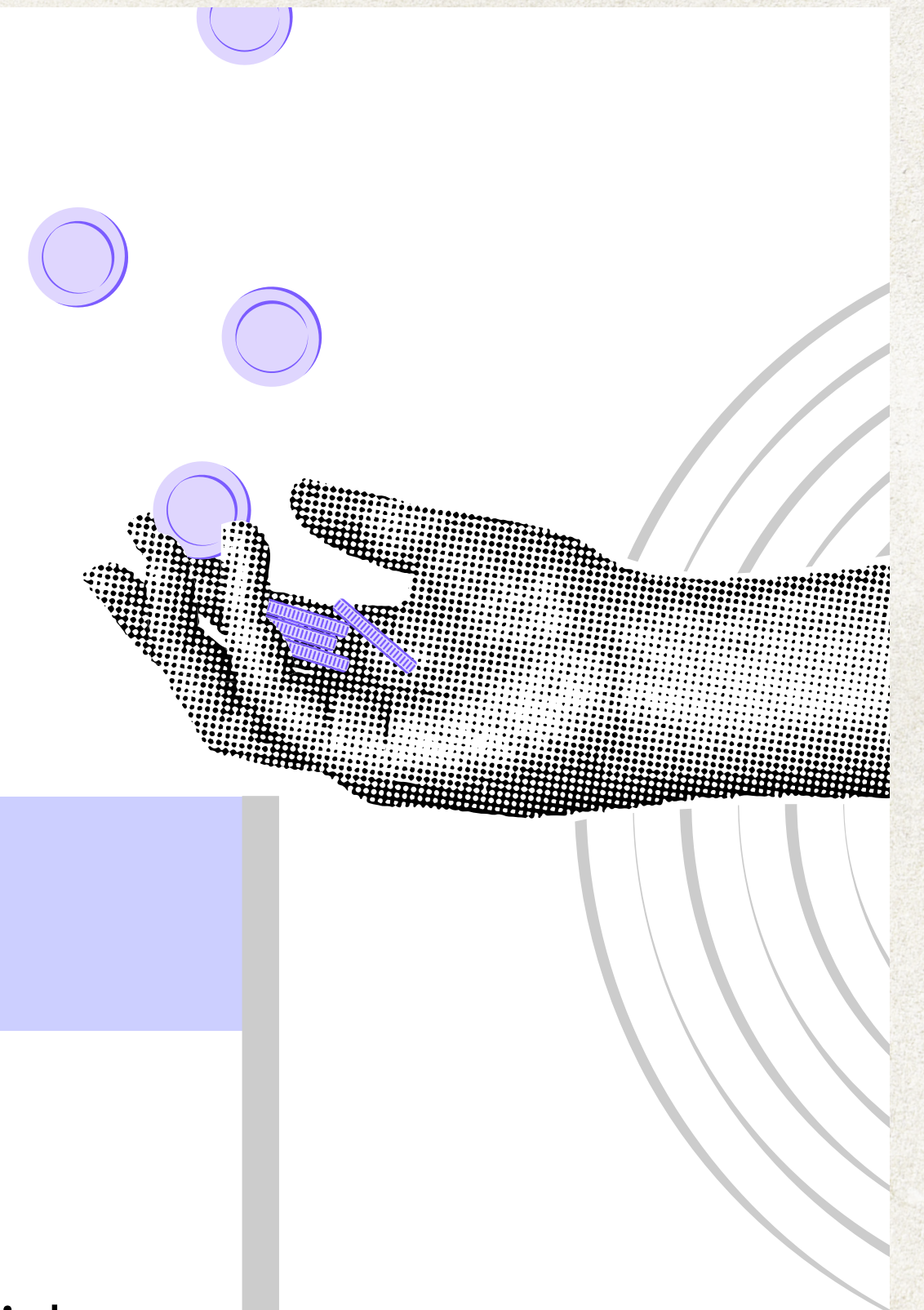
For more details, kindly refer Asset Allocation & Investment Strategy mentioned in SID. Investors shall note that there is no assurance or guarantee that the investment objective of scheme will be achieved. Above is based on our current fund management/investment strategy and same shall be subject to change depending on market condition within the limits mentioned in SID.



# Gold Silver Arbitrage Opportunities

## Strategic Short-Term Allocation

Provides relatively steady returns that have low correlation to equity or debt, helping balance the portfolio.



### What?

- Captures pricing inefficiencies between **spot and futures markets**
- Driven by **seasonal demand-supply shifts.**

### Why?

- Low Volatility & Relatively Stable Returns
- Buys & sells simultaneously with an aim to provide risk free spreads
- Demand spikes around **festivals, weddings, and global market cues provides opportunities**

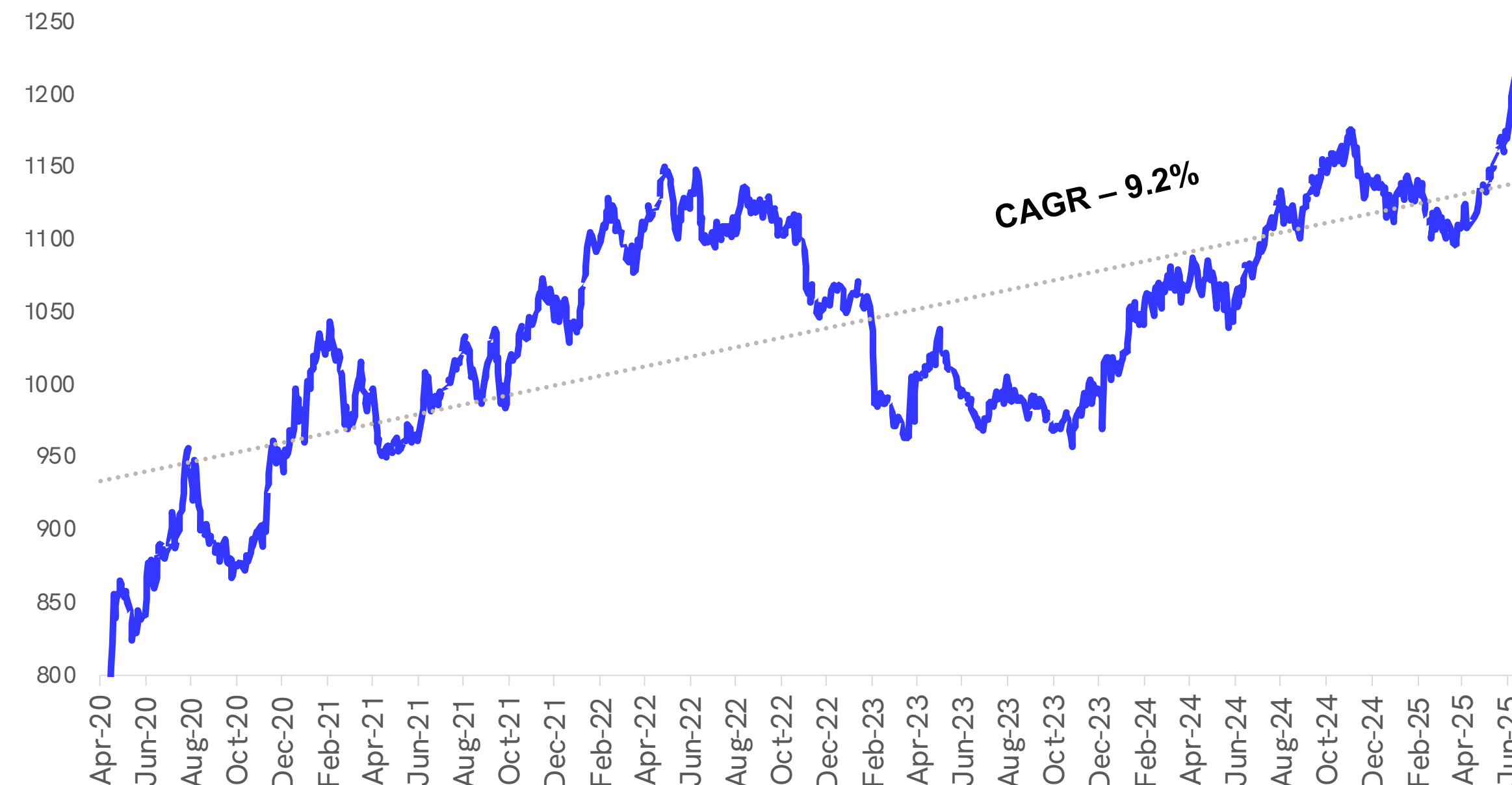
For more details, kindly refer Asset Allocation & Investment Strategy mentioned in SID. Investors shall note that there is no assurance or guarantee that the investment objective of scheme will be achieved. Above is based on our current fund management/investment strategy and same shall be subject to change depending on market condition within the limits mentioned in SID.



# Allocation to REITs and INVITs

Helps capture growth through Real Estate Cycles  
and Provides Diversification Benefits

## NIFTY REITS & INVITS



### Real Estate Backing

- Invests in commercial real estate

### Relatively stable Income

- Regular rent payouts

### Low Correlation

- Low Correlation with equity

### Inflation Hedge

- Rent / Income linked to inflation

*Source: Nifty Indices / Data as on 30th June 2025 / The data/statistics are given to explain general market trends and it should not be construed as any research report/research recommendation.  
Past performance may or may not be sustained in future and is not a guarantee of any future returns.*



# Suitable For

## Risk Appetite and Suitability



1

Investors seeking stability in volatile markets

2

Investors aiming for better-than-debt returns while keeping volatility in check

3

Goal-based investors looking for medium- to long-term investment (3–5 years+) like children's education, wealth accumulation, or early retirement

4

Investors looking for diversification across multiple asset classes




# Taxation

## Hybrid Taxation

Individual Asset Allocation			
	Domestic Equity fund	Debt Fund	Gold ETFs + Commodities
Short Term Capital Gain	20.0%	As per Slab	As per Slab
	a period of 12 months or less.	-	a period of 24 months or less.
Long Term Capital Gain	12.5% for gains more than 1.25 Lakh	As per Slab	12.5%
	a period more than 12 months.	-	a period more than 24 months.


Multi Asset Allocation Fund
Multi Asset Allocation fund
As per Slab
a period of 24 months or less.
12.5%
a period more than 24 months.



Investors shall note that there is no assurance or guarantee that the investment objective of scheme will be achieved.



# Fund Details & Disclaimers





# Fund Managers

## For Each Asset Class

### Debt

#### **Milan Mody – Fund Manager, Debt**

Mr. Mody has over 21 years of work experience in the Fixed Income market. Prior to joining 360 ONE Asset, he was associated with ITI Asset Management Limited as Fixed Income Fund Manager for three years.

His previous experience includes working with Darashaw, Birla Sunlife Securities, Sahara Life Insurance and Zyin Research Pvt. Ltd. He has done MBA Finance, B.Com

### Equity

#### **Mayur Patel – President & Fund Manager, Equites**

Mr. Patel is President & Fund Manager, Listed Equity at 360 ONE Asset. Mayur has 20 years of experience, including 18 years in the investment research and management domain.

Prior to 360 ONE Asset, Mayur was associated with DSP Investment Managers Private Limited (formerly known as DSP BlackRock Investment Managers Private Limited), Spark Capital as Lead Analyst, Energy, Tata Motors and CRISIL. He is a Chartered Accountant and a CFA charter holder.

### Commodities

#### **Rahul Khetawat - Fund Manager, Commodities**

Mr. Khetawat has over 14 years of experience of handling multiple asset classes including Forex. He has managed end to end product/business development and management encompassing Structuring, Advisory, Trading, Risk management, and Fund management.

Prior to joining 360 ONE Asset, Mr. Khetawat was associated with Edelweiss Financial Services Limited and Marwadi Share and finance Limited as a trader in Commodity and forex market.



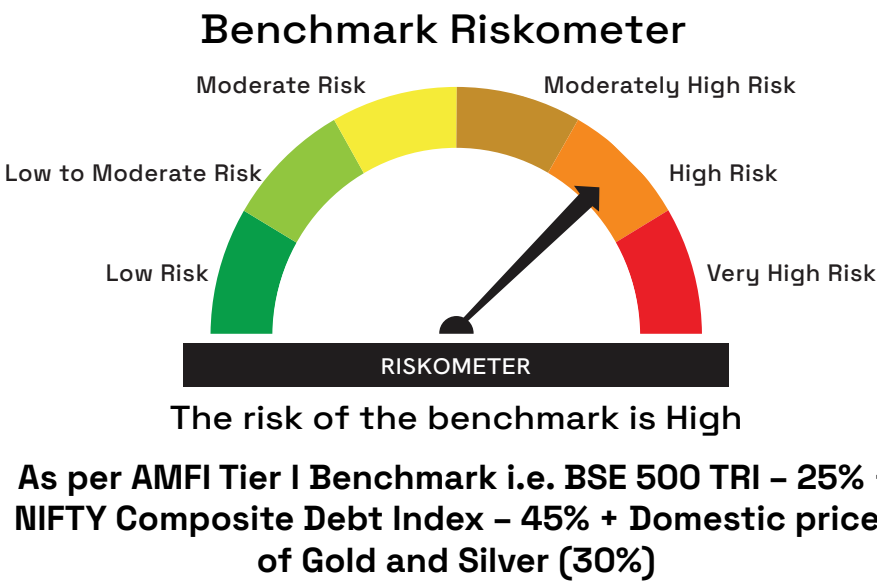
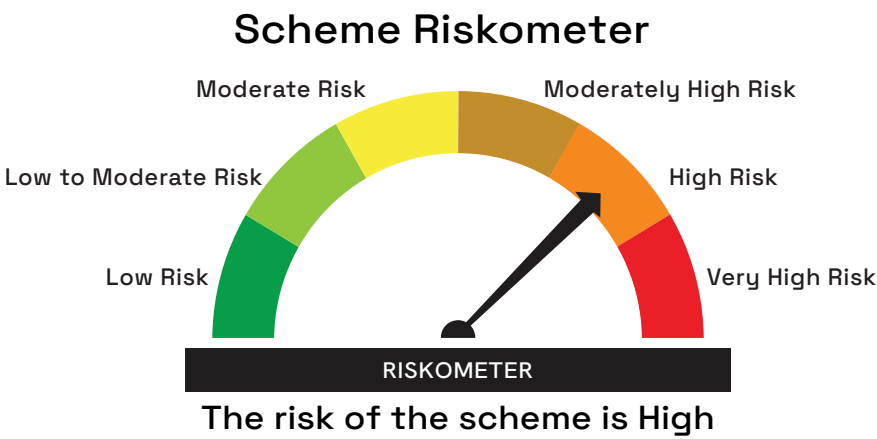
# Scheme Details

Increase Equity Allocation	Details
Name of the scheme	360 ONE Multi Asset Allocation Fund
Type of Scheme	An open-ended scheme investing in Equity & Equity Related Instruments, Debt & Money Market Securities, Gold/silver related instruments and in units of REITs & InvITs.
Investment Objective	The Investment Objective of the Scheme is to provide the investors an opportunity to invest in an actively managed portfolio of multiple asset classes. However, there is no assurance that the investment objective of the Scheme will be realized and the Scheme does not assure or guarantee any returns.
Benchmark	BSE 500 TRI – 25% + NIFTY Composite Debt Index – 45% + Domestic prices of Gold and Silver (30%)
Plans and Options	Regular Plan & Direct Plan (Growth Option & Income Distribution cum Capital Withdrawal (IDCW) Option)
Minimum Application Amount	Rs. 1000 ( and in multiples of Re.1 thereafter).
Exit Load Structure	<div>1. If units of the Scheme are redeemed/switched -out within 12 months from the date of allotment:<ul style="list-style-type: none"><li>• Upto 10% of the units: No exit load will be levied</li><li>• Above 10% of the units: exit load of 1% will be levied</li></ul></div> <div>2. If units of the Scheme are redeemed/switched -out after 12 months from the date of allotment. No exit will be levied.</div>
Fund Managers	Mr. Mayur Patel (Equity), Mr. Milan Mody (Debt), Mr. Rahul Khetawat (Commodity)

**This product is suitable for investors who are seeking\***

- To create wealth and income in the long term
- Investment in multiple asset classes

\*Investors should consult their financial advisers if in doubt about whether the product is suitable for them.  
(The product labelling assigned during the New Fund Offer (NFO) is based on internal assessment of the Scheme Characteristics or model portfolio and the same may vary post NFO when actual investments are made)



Scan here to  
Know more





# Disclaimer

The above commentary/opinions/in house views/strategy incorporated herein is provided solely to enhance the transparency about the investment strategy / theme of the Scheme and should not be treated as endorsement of the views / opinions or as an investment advice. The above commentary should not be construed as a research report or a recommendation to buy or sell any security. The information / data herein alone is not enough and shouldn't be used for the development or implementation of an investment strategy. The above commentary has been prepared based on information, which is already available in publicly accessible media or developed through analysis of 360 ONE Mutual Fund. The information/ views / opinions provided is for informative purpose only and may have ceased to be current by the time it may reach the recipient, which should be considered before interpreting this commentary. The recipient should note and understand that the information provided above may not contain all the material aspects relevant for making an investment decision and the stocks may or may not continue to form part of the scheme's portfolio in future. The decision of the Investment Manager may not always be profitable as such decisions are based on the prevailing market conditions and the understanding of the Investment Manager. Actual market movements may vary from the anticipated trends. The statements made herein may include statements of future expectations and other forward-looking statements that are based on our current views and assumptions and involve known and unknown risks and uncertainties that could cause actual results, performance or events to differ materially from those expressed or implied in such statements. This information is subject to change without any prior notice. The Company reserves the right to make modifications and alterations to this statement as may be required from time to time. Neither 360 ONE Mutual Fund (360 ONE Asset Management Ltd, its associates, directors or representatives shall be liable for any damages whether direct or indirect, incidental, punitive special or consequential including lost revenue or lost profits that may arise from or in connection with the use of the information.

Mutual fund investments are subject to market risks, read all scheme related documents carefully.



**Thank You!**

